

MY LAPPBOOK

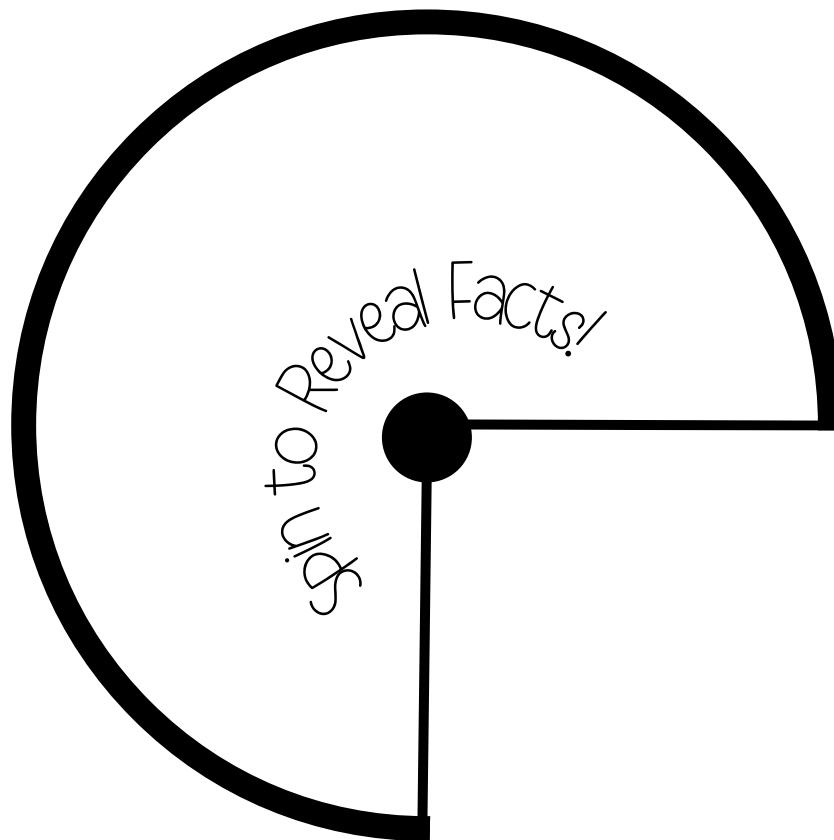
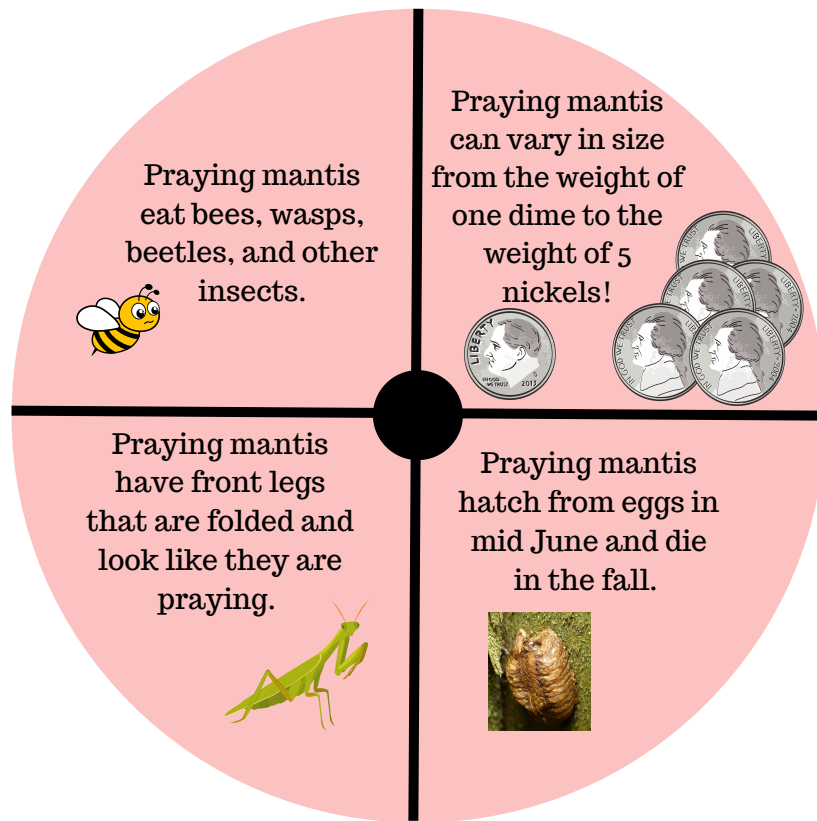
Praying Mantis

By _____

Animal Name

Habitat

Food



Cut out the two circles. Glue the pink one to the lapbook. Place the White one on top. Use a brad to fasten it to your lapbook and allow the white one to spin.

Glue Here

Fold on Line


Animal Discovery



Glue Here

Fold on Line


Animal Discovery



Glue Here

Fold on Line

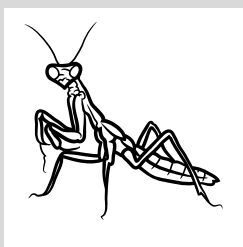
Animal Discovery



Glue Here

Fold on Line

Animal Discovery



Draw Me!

Draw the animal in the pink box.
Inside the tickets, write a fun fact or
draw one!

What I Learned

4

3

2

1

Cut out the What I have learned illustration. Then cut on the dotted line so each of the numbered boxes are flaps. Glue the pink portion to the lap book. Write on the lapbook 4 things you have learned under the flaps.

Extra Cut Outs and Resources

